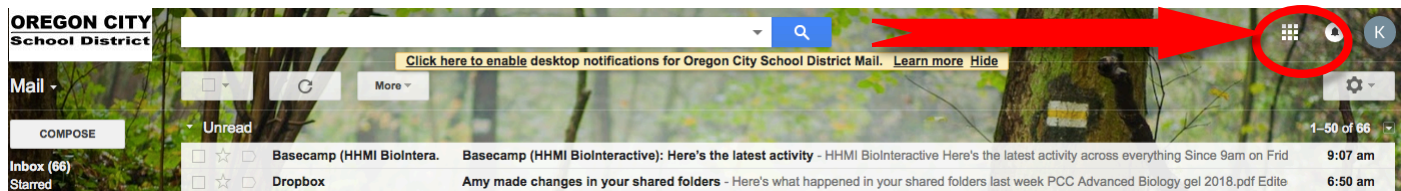
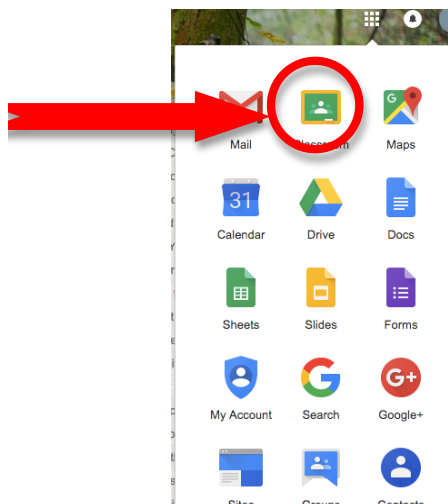


Connecting to Google Classroom

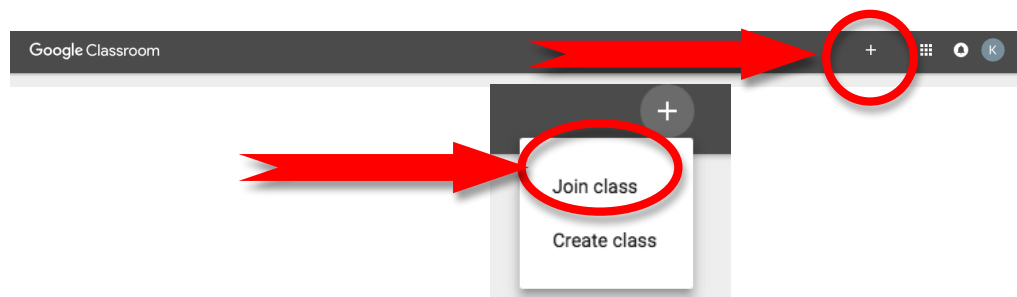
1. Log in to your OCHS email account. It probably looks something like this. Find the “waffle” in the upper right hand corner and click on it.



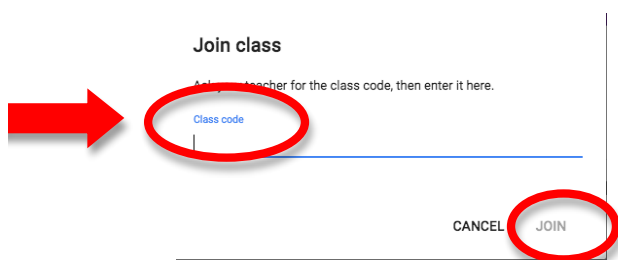
2. Once you click on the waffle you will see Google Classroom in the list of options. Click on the Classroom icon.



3. Once you are in Google Classroom, click on the “+” and then “join class.”



4. The classroom code you need to join our AP Biology class is listed here. Type it into the box. You are in!



5. You can change settings on your account to turn on/off notifications every time something is posted on Classroom. This resource will be used throughout the summer and school year to communicate. I expect you to be comfortable using this.